


Summary Institution-Level Pass Rate Data: *Alternative Teacher Preparation Program Within IHE*

	HEOA - Title II 2022 - 2023 Academic Year	
	Institution Name	University of Tennessee Martin
	Institution Code	1844
	State	Tennessee

April 5, 2024


Group	Statewide					
	Number Taking Assessment ¹	Number Passing Assessment ²	Institutional Pass Rate	Number Taking Assessment ¹	Number Passing Assessment ²	Statewide Pass Rate
All program completers, 2022-23	66	54	82%	729	640	88%
All program completers, 2021-22	57	46	81%	468	434	93%
All program completers, 2020-21	80	70	88%	545	517	95%

Note: In cases where there are less than ten students taking the assessment or license/certificate, the number passing and pass rate are not reported.

¹ Number of completers taking one or more assessments within their area of specialization.

² Summary level "Number Taking Assessment" may differ from assessment level "Number Taking Assessment" because each student is counted once at the summary level but may be counted in multiple assessments at the assessment level.

Single Assessment Institution-Level Pass Rate Data: *Alternative Teacher Preparation Program Within IHE*

	HEOA - Title II 2022 - 2023 Academic Year	
	Institution Name	University of Tennessee Martin
	Institution Code	1844
	State	Tennessee

April 5, 2024

Assessment Information ¹	Group	Number Taking Assessment	Number Passing Assessment	Institutional Pass Rate	Institutional Average Scaled Score	Assessment Cut Score ²	Statewide			
							Number Taking Assessment	Number Passing Assessment	Statewide Pass Rate	Statewide Average Scaled Score
AGRICULTURE (5701) Test Company: ETS Score Range: 100-200	All enrolled students who have completed all nonclinical courses, 2022-23									
	Other enrolled students, 2022-23	1				147	2			
	All program completers, 2022-23	2				147	8			
	All program completers, 2021-22	3				147	5			
	All program completers, 2020-21	3				147	3			
AMERICAN SIGN LANGUAGE PROFICIENCY INTERVIEW ASLPI (0634) Test Company: ETS Score Range: 100-200	All enrolled students who have completed all nonclinical courses, 2022-23									
	Other enrolled students, 2022-23									
	All program completers, 2022-23						1			
	All program completers, 2021-22									
	All program completers, 2020-21						1			
ART CONTENT AND ANALYSIS (5135) Test Company: ETS Score Range: 100-200	All enrolled students who have completed all nonclinical courses, 2022-23						3			
	Other enrolled students, 2022-23						15	13	87%	168
	All program completers, 2022-23						17	17	100%	172
	All program completers, 2021-22						11	10	91%	170
	All program completers, 2020-21						15	15	100%	173
BIOLOGY CONTENT KNOWLEDGE (0235) Test Company: ETS Score Range: 100-200	All enrolled students who have completed all nonclinical courses, 2022-23						6			
	Other enrolled students, 2022-23	3				148	32	30	94%	158
	All program completers, 2022-23	4				148	48	47	98%	162
	All program completers, 2021-22						29	29	100%	162
	All program completers, 2020-21	10	9	90%	161	148	41	40	98%	164

Single Assessment Institution-Level Pass Rate Data: *Alternative Teacher Preparation Program Within IHE*



**HEOA - Title II
2022 - 2023 Academic Year**

Institution Name	University of Tennessee Martin
Institution Code	1844
State	Tennessee

April 5, 2024

Assessment Information ¹	Group	Number Taking Assessment	Number Passing Assessment	Institutional Pass Rate	Institutional Average Scaled Score	Assessment Cut Score ²	Statewide				
							Number Taking Assessment	Number Passing Assessment	Statewide Pass Rate	Statewide Average Scaled Score	
BIOLOGY (5236) Test Company: ETS Score Range: 100-200	All enrolled students who have completed all nonclinical courses, 2022-23										
	Other enrolled students, 2022-23	1				154	1				
	All program completers, 2022-23										
	All program completers, 2021-22										
	All program completers, 2020-21										
BUSINESS ED CONTENT KNOWLEDGE (5101) Test Company: ETS Score Range: 100-200	All enrolled students who have completed all nonclinical courses, 2022-23						2				
	Other enrolled students, 2022-23	6				154	16	15	94%	168	
	All program completers, 2022-23	4				154	17	17	100%	171	
	All program completers, 2021-22	1				154	14	14	100%	171	
	All program completers, 2020-21	9				154	23	23	100%	169	
CHEMISTRY CONTENT KNOWLEDGE (0245) Test Company: ETS Score Range: 100-200	All enrolled students who have completed all nonclinical courses, 2022-23						2				
	Other enrolled students, 2022-23						7				
	All program completers, 2022-23						16	15	94%	169	
	All program completers, 2021-22						5				
	All program completers, 2020-21	2				152	20	20	100%	171	
EARLY CHILDHOOD EDUCATION (5025) Test Company: ETS Score Range: 100-200	All enrolled students who have completed all nonclinical courses, 2022-23						8				
	Other enrolled students, 2022-23	1				156	37	36	97%	169	
	All program completers, 2022-23						17	15	88%	164	
	All program completers, 2021-22						10	10	100%	176	
	All program completers, 2020-21						3				

Single Assessment Institution-Level Pass Rate Data: *Alternative Teacher Preparation Program Within IHE*




**HEOA - Title II
2022 - 2023 Academic Year**

Institution Name	University of Tennessee Martin
Institution Code	1844
State	Tennessee

April 5, 2024

Assessment Information ¹	Group	Number Taking Assessment	Number Passing Assessment	Institutional Pass Rate	Institutional Average Scaled Score	Assessment Cut Score ²	Statewide			
							Number Taking Assessment	Number Passing Assessment	Statewide Pass Rate	Statewide Average Scaled Score
EARTH AND SPACE SCIENCES - CK (5571) Test Company: ETS Score Range: 100-200	All enrolled students who have completed all nonclinical courses, 2022-23									
	Other enrolled students, 2022-23						1			
	All program completers, 2022-23									
	All program completers, 2021-22									
	All program completers, 2020-21							1		
ECONOMICS (5911) Test Company: ETS Score Range: 100-200	All enrolled students who have completed all nonclinical courses, 2022-23						1			
	Other enrolled students, 2022-23	1				150	1			
	All program completers, 2022-23						5			
	All program completers, 2021-22									
	All program completers, 2020-21									
EDUCATION OF YOUNG CHILDREN (5024) Test Company: ETS Score Range: 100-200	All enrolled students who have completed all nonclinical courses, 2022-23						1			
	Other enrolled students, 2022-23	1				160	16	11	69%	164
	All program completers, 2022-23						14	11	79%	164
	All program completers, 2021-22						9			
	All program completers, 2020-21						8			
ELEM ED CONTENT KNOWLEDGE (5018) Test Company: ETS Score Range: 100-200	All enrolled students who have completed all nonclinical courses, 2022-23									
	Other enrolled students, 2022-23									
	All program completers, 2022-23									
	All program completers, 2021-22						14	10	71%	164
	All program completers, 2020-21	3					163	52	52	100%

Single Assessment Institution-Level Pass Rate Data: *Alternative Teacher Preparation Program Within IHE*

	HEOA - Title II 2022 - 2023 Academic Year
	University of Tennessee Martin
	1844
	Tennessee

April 5, 2024

Assessment Information ¹	Group	Number Taking Assessment	Number Passing Assessment	Institutional Pass Rate	Institutional Average Scaled Score	Assessment Cut Score ²	Statewide			
							Number Taking Assessment	Number Passing Assessment	Statewide Pass Rate	Statewide Average Scaled Score
ELEM ED CURR INSTRUC ASSESSMENT (5017) Test Company: ETS Score Range: 100-200	All enrolled students who have completed all nonclinical courses, 2022-23									
	Other enrolled students, 2022-23									
	All program completers, 2022-23									
	All program completers, 2021-22						3			
	All program completers, 2020-21						6			
ELEM ED MULTI SUBJ MATHEMATICS (5003) Test Company: ETS Score Range: 100-200	All enrolled students who have completed all nonclinical courses, 2022-23	1				157	29	25	86%	170
	Other enrolled students, 2022-23	11	11	100%	172	157	201	185	92%	174
	All program completers, 2022-23	15	15	100%	169	157	110	106	96%	175
	All program completers, 2021-22	5				157	61	58	95%	175
	All program completers, 2020-21	4				157	37	37	100%	179
ELEM ED MULTI SUBJ READING LANG ARTS (5002) Test Company: ETS Score Range: 100-200	All enrolled students who have completed all nonclinical courses, 2022-23	1				157	29	25	86%	170
	Other enrolled students, 2022-23	11	11	100%	173	157	206	194	94%	172
	All program completers, 2022-23	15	15	100%	168	157	110	108	98%	173
	All program completers, 2021-22	5				157	61	60	98%	173
	All program completers, 2020-21	4				157	37	37	100%	176
ELEM ED MULTI SUBJ SCIENCES (5005) Test Company: ETS Score Range: 100-200	All enrolled students who have completed all nonclinical courses, 2022-23	1				159	29	26	90%	172
	Other enrolled students, 2022-23	11	11	100%	172	159	205	190	93%	173
	All program completers, 2022-23	15	15	100%	170	159	110	107	97%	172
	All program completers, 2021-22	5				159	60	59	98%	174
	All program completers, 2020-21	4				159	37	37	100%	173

Single Assessment Institution-Level Pass Rate Data: *Alternative Teacher Preparation Program Within IHE*




**HEOA - Title II
2022 - 2023 Academic Year**

Institution Name	University of Tennessee Martin
Institution Code	1844
State	Tennessee

April 5, 2024

Assessment Information ¹	Group	Number Taking Assessment	Number Passing Assessment	Institutional Pass Rate	Institutional Average Scaled Score	Assessment Cut Score ²	Statewide			
							Number Taking Assessment	Number Passing Assessment	Statewide Pass Rate	Statewide Average Scaled Score
ELEM ED MULTI SUBJ SOCIAL STUDIES (5004) Test Company: ETS Score Range: 100-200	All enrolled students who have completed all nonclinical courses, 2022-23	1				155	29	26	90%	170
	Other enrolled students, 2022-23	11	11	100%	172	155	203	191	94%	173
	All program completers, 2022-23	15	15	100%	167	155	110	107	97%	170
	All program completers, 2021-22	5				155	60	58	97%	171
	All program completers, 2020-21	4				155	37	37	100%	174
ENGLISH LANGUAGE ARTS: CK (5038) Test Company: ETS Score Range: 100-200	All enrolled students who have completed all nonclinical courses, 2022-23						11	10	91%	174
	Other enrolled students, 2022-23	9				167	93	87	94%	178
	All program completers, 2022-23	8				167	80	78	98%	179
	All program completers, 2021-22	1				167	43	43	100%	178
	All program completers, 2020-21	10	10	100%	179	167	57	57	100%	181
ENGLISH TO SPEAKERS OF OTHER LANGUAGES (5362) Test Company: ETS Score Range: 100-200	All enrolled students who have completed all nonclinical courses, 2022-23						9			
	Other enrolled students, 2022-23						59	57	97%	175
	All program completers, 2022-23						37	37	100%	173
	All program completers, 2021-22						28	28	100%	175
	All program completers, 2020-21						33	33	100%	174
FAMILY AND CONSUMER SCIENCES (5122) Test Company: ETS Score Range: 100-200	All enrolled students who have completed all nonclinical courses, 2022-23									
	Other enrolled students, 2022-23	1				153	3			
	All program completers, 2022-23						1			
	All program completers, 2021-22	1				153	1			
	All program completers, 2020-21	3					153	4		

Single Assessment Institution-Level Pass Rate Data: *Alternative Teacher Preparation Program Within IHE*

	HEOA - Title II 2022 - 2023 Academic Year	
	Institution Name	University of Tennessee Martin
	Institution Code	1844
	State	Tennessee

April 5, 2024

Assessment Information ¹	Group	Number Taking Assessment	Number Passing Assessment	Institutional Pass Rate	Institutional Average Scaled Score	Assessment Cut Score ²	Statewide			
							Number Taking Assessment	Number Passing Assessment	Statewide Pass Rate	Statewide Average Scaled Score
FRENCH WORLD LANGUAGE (5174) Test Company: ETS Score Range: 100-200	All enrolled students who have completed all nonclinical courses, 2022-23									
	Other enrolled students, 2022-23						3			
	All program completers, 2022-23						3			
	All program completers, 2021-22						3			
	All program completers, 2020-21	1				160	3			
GEOGRAPHY (5921) Test Company: ETS Score Range: 100-200	All enrolled students who have completed all nonclinical courses, 2022-23									
	Other enrolled students, 2022-23									
	All program completers, 2022-23	1				149	1			
	All program completers, 2021-22									
	All program completers, 2020-21									
GERMAN WORLD LANGUAGE (5183) Test Company: ETS Score Range: 100-200	All enrolled students who have completed all nonclinical courses, 2022-23									
	Other enrolled students, 2022-23						2			
	All program completers, 2022-23									
	All program completers, 2021-22									
	All program completers, 2020-21						1			
GOVERNMENT POLITICAL SCIENCE (5931) Test Company: ETS Score Range: 100-200	All enrolled students who have completed all nonclinical courses, 2022-23						1			
	Other enrolled students, 2022-23	2				149	5			
	All program completers, 2022-23	1				149	2			
	All program completers, 2021-22						2			
	All program completers, 2020-21	1				149	2			

Single Assessment Institution-Level Pass Rate Data: *Alternative Teacher Preparation Program Within IHE*




**HEOA - Title II
2022 - 2023 Academic Year**

Institution Name	University of Tennessee Martin
Institution Code	1844
State	Tennessee

April 5, 2024

Assessment Information ¹	Group	Number Taking Assessment	Number Passing Assessment	Institutional Pass Rate	Institutional Average Scaled Score	Assessment Cut Score ²	Statewide			
							Number Taking Assessment	Number Passing Assessment	Statewide Pass Rate	Statewide Average Scaled Score
HEALTH EDUCATION (5551) Test Company: ETS Score Range: 100-200	All enrolled students who have completed all nonclinical courses, 2022-23						2			
	Other enrolled students, 2022-23						5			
	All program completers, 2022-23						8			
	All program completers, 2021-22						2			
	All program completers, 2020-21	2				144	3			
LATIN (5601) Test Company: ETS Score Range: 100-200	All enrolled students who have completed all nonclinical courses, 2022-23									
	Other enrolled students, 2022-23						1			
	All program completers, 2022-23						2			
	All program completers, 2021-22									
	All program completers, 2020-21						1			
LIBRARY MEDIA SPECIALIST (5311) Test Company: ETS Score Range: 100-200	All enrolled students who have completed all nonclinical courses, 2022-23									
	Other enrolled students, 2022-23						8			
	All program completers, 2022-23						9			
	All program completers, 2021-22						5			
	All program completers, 2020-21						3			
MARKETING EDUCATION (5561) Test Company: ETS Score Range: 100-200	All enrolled students who have completed all nonclinical courses, 2022-23									
	Other enrolled students, 2022-23						2			
	All program completers, 2022-23						2			
	All program completers, 2021-22						2			
	All program completers, 2020-21						2			

Single Assessment Institution-Level Pass Rate Data: *Alternative Teacher Preparation Program Within IHE*

		HEOA - Title II 2022 - 2023 Academic Year								
Institution Name		University of Tennessee Martin								
Institution Code		1844								
State		Tennessee								
							Statewide			
Assessment Information ¹	Group	Number Taking Assessment	Number Passing Assessment	Institutional Pass Rate	Institutional Average Scaled Score	Assessment Cut Score ²	Number Taking Assessment	Number Passing Assessment	Statewide Pass Rate	Statewide Average Scaled Score
MATHEMATICS CONTENT KNOWLEDGE (5161) Test Company: ETS Score Range: 100-200	All enrolled students who have completed all nonclinical courses, 2022-23	2				160	4			
	Other enrolled students, 2022-23						16	12	75%	170
	All program completers, 2022-23	1				160	33	30	91%	172
	All program completers, 2021-22	1				160	23	21	91%	165
	All program completers, 2020-21	4				160	31	31	100%	169
MATHEMATICS (5165) Test Company: ETS Score Range: 100-200	All enrolled students who have completed all nonclinical courses, 2022-23						3			
	Other enrolled students, 2022-23	2				159	33	27	82%	168
	All program completers, 2022-23						5			
	All program completers, 2021-22									
	All program completers, 2020-21									
MIDDLE SCHOOL CONTENT KNOWLEDGE (5146) Test Company: ETS Score Range: 100-200	All enrolled students who have completed all nonclinical courses, 2022-23									
	Other enrolled students, 2022-23									
	All program completers, 2022-23									
	All program completers, 2021-22									
	All program completers, 2020-21						1			
MIDDLE SCHOOL ENG LANG ARTS (5047) Test Company: ETS Score Range: 100-200	All enrolled students who have completed all nonclinical courses, 2022-23									
	Other enrolled students, 2022-23						9			
	All program completers, 2022-23	1				164	8			
	All program completers, 2021-22						2			
	All program completers, 2020-21						2			

April 5, 2024

Single Assessment Institution-Level Pass Rate Data: *Alternative Teacher Preparation Program Within IHE*



**HEOA - Title II
2022 - 2023 Academic Year**

Institution Name	University of Tennessee Martin
Institution Code	1844
State	Tennessee

April 5, 2024

Assessment Information ¹	Group	Number Taking Assessment	Number Passing Assessment	Institutional Pass Rate	Institutional Average Scaled Score	Assessment Cut Score ²	Statewide			
							Number Taking Assessment	Number Passing Assessment	Statewide Pass Rate	Statewide Average Scaled Score
MIDDLE SCHOOL MATHEMATICS (5164) Test Company: ETS Score Range: 100-200	All enrolled students who have completed all nonclinical courses, 2022-23									
	Other enrolled students, 2022-23	3				157	14	14	100%	171
	All program completers, 2022-23									
	All program completers, 2021-22									
	All program completers, 2020-21									
MIDDLE SCHOOL MATHEMATICS (5169) Test Company: ETS Score Range: 100-200	All enrolled students who have completed all nonclinical courses, 2022-23	1				165	2			
	Other enrolled students, 2022-23	1				165	9			
	All program completers, 2022-23	1				165	27	27	100%	174
	All program completers, 2021-22	1				165	12	12	100%	174
	All program completers, 2020-21	2				165	15	15	100%	178
MIDDLE SCHOOL SCIENCE (5440) Test Company: ETS Score Range: 100-200	All enrolled students who have completed all nonclinical courses, 2022-23						1			
	Other enrolled students, 2022-23						1			
	All program completers, 2022-23	2				150	11	11	100%	164
	All program completers, 2021-22						5			
	All program completers, 2020-21	2				150	7			
MIDDLE SCHOOL SCIENCE (5442) Test Company: ETS Score Range: 100-200	All enrolled students who have completed all nonclinical courses, 2022-23									
	Other enrolled students, 2022-23	5				152	12	12	100%	163
	All program completers, 2022-23	2				152	6			
	All program completers, 2021-22									
	All program completers, 2020-21									

Single Assessment Institution-Level Pass Rate Data: *Alternative Teacher Preparation Program Within IHE*



**HEOA - Title II
2022 - 2023 Academic Year**

Institution Name	University of Tennessee Martin
Institution Code	1844
State	Tennessee

April 5, 2024

Assessment Information ¹	Group	Number Taking Assessment	Number Passing Assessment	Institutional Pass Rate	Institutional Average Scaled Score	Assessment Cut Score ²	Statewide			
							Number Taking Assessment	Number Passing Assessment	Statewide Pass Rate	Statewide Average Scaled Score
MIDDLE SCHOOL SOCIAL STUDIES (5089) Test Company: ETS Score Range: 100-200	All enrolled students who have completed all nonclinical courses, 2022-23						1			
	Other enrolled students, 2022-23	4				146	9			
	All program completers, 2022-23	3				146	6			
	All program completers, 2021-22	1				146	4			
	All program completers, 2020-21	2				146	2			
MUSIC CONTENT & INSTRUCTION (5114) Test Company: ETS Score Range: 100-200	All enrolled students who have completed all nonclinical courses, 2022-23						6			
	Other enrolled students, 2022-23						7			
	All program completers, 2022-23						6			
	All program completers, 2021-22						5			
	All program completers, 2020-21						4			
PHYSICAL ED CONTENT AND DESIGN (5095) Test Company: ETS Score Range: 100-200	All enrolled students who have completed all nonclinical courses, 2022-23						8			
	Other enrolled students, 2022-23						27	21	78%	169
	All program completers, 2022-23						35	32	91%	172
	All program completers, 2021-22						9			
	All program completers, 2020-21	1				169	22	20	91%	172
PHYSICAL ED CONTENT KNOWLEDGE (5091) Test Company: ETS Score Range: 100-200	All enrolled students who have completed all nonclinical courses, 2022-23									
	Other enrolled students, 2022-23						1			
	All program completers, 2022-23						1			
	All program completers, 2021-22									
	All program completers, 2020-21						1			

Single Assessment Institution-Level Pass Rate Data: *Alternative Teacher Preparation Program Within IHE*




**HEOA - Title II
2022 - 2023 Academic Year**

Institution Name	University of Tennessee Martin
Institution Code	1844
State	Tennessee

April 5, 2024

Assessment Information ¹	Group	Number Taking Assessment	Number Passing Assessment	Institutional Pass Rate	Institutional Average Scaled Score	Assessment Cut Score ²	Statewide			
							Number Taking Assessment	Number Passing Assessment	Statewide Pass Rate	Statewide Average Scaled Score
PHYSICS CONTENT KNOWLEDGE (5265) Test Company: ETS Score Range: 100-200	All enrolled students who have completed all nonclinical courses, 2022-23									
	Other enrolled students, 2022-23									
	All program completers, 2022-23						1			
	All program completers, 2021-22						1			
	All program completers, 2020-21						4			
PRINC LEARNING AND TEACHING 5-9 (5623) Test Company: ETS Score Range: 100-200	All enrolled students who have completed all nonclinical courses, 2022-23						1			
	Other enrolled students, 2022-23						3			
	All program completers, 2022-23						3			
	All program completers, 2021-22	2				160	7			
	All program completers, 2020-21	5				160	34	31	91%	175
PRINC LEARNING AND TEACHING 7-12 (5624) Test Company: ETS Score Range: 100-200	All enrolled students who have completed all nonclinical courses, 2022-23						3			
	Other enrolled students, 2022-23	3				157	15	13	87%	172
	All program completers, 2022-23	11	7	64%	160	157	34	28	82%	171
	All program completers, 2021-22	40	33	83%	166	157	84	77	92%	171
	All program completers, 2020-21	61	58	95%	174	157	217	212	98%	176
PRINC LEARNING AND TEACHING EARLY CHILD (5621) Test Company: ETS Score Range: 100-200	All enrolled students who have completed all nonclinical courses, 2022-23									
	Other enrolled students, 2022-23						1			
	All program completers, 2022-23						5			
	All program completers, 2021-22						4			
	All program completers, 2020-21						11	11	100%	169

Single Assessment Institution-Level Pass Rate Data: *Alternative Teacher Preparation Program Within IHE*

		HEOA - Title II 2022 - 2023 Academic Year											
Institution Name		University of Tennessee Martin											
Institution Code		1844											
State		Tennessee											
						April 5, 2024							
Assessment Information ¹		Group		Number Taking Assessment	Number Passing Assessment	Institutional Pass Rate	Institutional Average Scaled Score	Assessment Cut Score ²	Statewide				
									Number Taking Assessment	Number Passing Assessment	Statewide Pass Rate	Statewide Average Scaled Score	
PRINC LEARNING AND TEACHING K-6 (5622) Test Company: ETS Score Range: 100-200		All enrolled students who have completed all nonclinical courses, 2022-23							3				
		Other enrolled students, 2022-23							13	7	54%	162	
		All program completers, 2022-23		4				160	14	14	100%	177	
		All program completers, 2021-22		5				160	19	18	95%	175	
		All program completers, 2020-21		10	9	90%	174	160	80	79	99%	176	
PSYCHOLOGY (5391) Test Company: ETS Score Range: 100-200		All enrolled students who have completed all nonclinical courses, 2022-23											
		Other enrolled students, 2022-23							3				
		All program completers, 2022-23											
		All program completers, 2021-22								2			
		All program completers, 2020-21											
SE CK AND MILD TO MODERATE APPL (5543) Test Company: ETS Score Range: 100-200		All enrolled students who have completed all nonclinical courses, 2022-23							8				
		Other enrolled students, 2022-23		12	12	100%	169	158	199	195	98%	169	
		All program completers, 2022-23		9				158	79	78	99%	170	
		All program completers, 2021-22		5				158	85	84	99%	171	
		All program completers, 2020-21		8				158	69	69	100%	170	
SE CK AND SEVERE TO PROF APPL (5545) Test Company: ETS Score Range: 100-200		All enrolled students who have completed all nonclinical courses, 2022-23							14	14	100%	168	
		Other enrolled students, 2022-23							44	43	98%	173	
		All program completers, 2022-23							36	36	100%	174	
		All program completers, 2021-22							18	18	100%	176	
		All program completers, 2020-21							8				

Single Assessment Institution-Level Pass Rate Data: *Alternative Teacher Preparation Program Within IHE*



HEOA - Title II
2022 - 2023 Academic Year

Institution Name	University of Tennessee Martin
Institution Code	1844
State	Tennessee

April 5, 2024

Assessment Information ¹	Group	Number Taking Assessment	Number Passing Assessment	Institutional Pass Rate	Institutional Average Scaled Score	Assessment Cut Score ²	Statewide			
							Number Taking Assessment	Number Passing Assessment	Statewide Pass Rate	Statewide Average Scaled Score
SE CORE KNOWLEDGE & APPLICATIONS (5354) Test Company: ETS Score Range: 100-200	All enrolled students who have completed all nonclinical courses, 2022-23									
	Other enrolled students, 2022-23						2			
	All program completers, 2022-23						2			
	All program completers, 2021-22						1			
	All program completers, 2020-21									
SE: PRESCHOOL EARLY CHILDHOOD (5691) Test Company: ETS Score Range: 100-200	All enrolled students who have completed all nonclinical courses, 2022-23									
	Other enrolled students, 2022-23						16	15	94%	171
	All program completers, 2022-23						3			
	All program completers, 2021-22						1			
	All program completers, 2020-21									
SOCIOLOGY (5952) Test Company: ETS Score Range: 100-200	All enrolled students who have completed all nonclinical courses, 2022-23									
	Other enrolled students, 2022-23						1			
	All program completers, 2022-23									
	All program completers, 2021-22						1			
	All program completers, 2020-21									
SPANISH WORLD LANGUAGE (5195) Test Company: ETS Score Range: 100-200	All enrolled students who have completed all nonclinical courses, 2022-23						4			
	Other enrolled students, 2022-23	3				163	22	18	82%	172
	All program completers, 2022-23						18	15	83%	171
	All program completers, 2021-22						3			
	All program completers, 2020-21	2				163	21	17	81%	169

Single Assessment Institution-Level Pass Rate Data: *Alternative Teacher Preparation Program Within IHE*



HEOA - Title II
2022 - 2023 Academic Year

Institution Name	University of Tennessee Martin
Institution Code	1844
State	Tennessee

April 5, 2024

Assessment Information ¹	Group	Number Taking Assessment	Number Passing Assessment	Institutional Pass Rate	Institutional Average Scaled Score	Assessment Cut Score ²	Statewide			
							Number Taking Assessment	Number Passing Assessment	Statewide Pass Rate	Statewide Average Scaled Score
SPEECH COMMUNICATION: CK (5221) Test Company: ETS Score Range: 100-200	All enrolled students who have completed all nonclinical courses, 2022-23						1			
	Other enrolled students, 2022-23									
	All program completers, 2022-23									
	All program completers, 2021-22									
	All program completers, 2020-21									
TEACHING READING: ELEM EDUCATION (5203) Test Company: ETS Score Range: 100-200	All enrolled students who have completed all nonclinical courses, 2022-23									
	Other enrolled students, 2022-23						3			
	All program completers, 2022-23						5			
	All program completers, 2021-22	3				162	21	20	95%	174
	All program completers, 2020-21	9				162	85	85	100%	175
TEACHING READING: ELEMENTARY (5205) Test Company: ETS Score Range: 100-200	All enrolled students who have completed all nonclinical courses, 2022-23	2				159	38	29	76%	164
	Other enrolled students, 2022-23	15	7	47%	161	159	153	100	65%	163
	All program completers, 2022-23	29	25	86%	166	159	250	226	90%	168
	All program completers, 2021-22	8				159	162	154	95%	169
	All program completers, 2020-21	12	8	67%	161	159	113	105	93%	168
THEATRE (5641) Test Company: ETS Score Range: 100-200	All enrolled students who have completed all nonclinical courses, 2022-23						1			
	Other enrolled students, 2022-23						6			
	All program completers, 2022-23						5			
	All program completers, 2021-22						3			
	All program completers, 2020-21						2			

Single Assessment Institution-Level Pass Rate Data: *Alternative Teacher Preparation Program Within IHE*




**HEOA - Title II
2022 - 2023 Academic Year**

Institution Name	University of Tennessee Martin
Institution Code	1844
State	Tennessee

April 5, 2024

Assessment Information ¹	Group	Number Taking Assessment	Number Passing Assessment	Institutional Pass Rate	Institutional Average Scaled Score	Assessment Cut Score ²	Statewide			
							Number Taking Assessment	Number Passing Assessment	Statewide Pass Rate	Statewide Average Scaled Score
WORLD AND U.S. HISTORY CK (5941) Test Company: ETS Score Range: 100-200	All enrolled students who have completed all nonclinical courses, 2022-23						7			
	Other enrolled students, 2022-23	2				157	51	40	78%	165
	All program completers, 2022-23	7				157	40	36	90%	165
	All program completers, 2021-22	1				157	34	32	94%	164
	All program completers, 2020-21	4				157	29	28	97%	167
EDTPA: AGRICULTURAL EDUCATION (TPA0100) Test Company: E.S. Pearson* Score Range: 15-75	All enrolled students who have completed all nonclinical courses, 2022-23									
	Other enrolled students, 2022-23									
	All program completers, 2022-23						2			
	All program completers, 2021-22	2				40	4			
	All program completers, 2020-21									
EDTPA: BUSINESS EDUCATION (TPA0102) Test Company: E.S. Pearson* Score Range: 15-75	All enrolled students who have completed all nonclinical courses, 2022-23									
	Other enrolled students, 2022-23									
	All program completers, 2022-23	2				40	10	10	100%	47
	All program completers, 2021-22						14	14	100%	43
	All program completers, 2020-21						2			
EDTPA: CLASSICAL LANGUAGES (TPA0104) Test Company: E.S. Pearson* Score Range: 13-65	All enrolled students who have completed all nonclinical courses, 2022-23									
	Other enrolled students, 2022-23									
	All program completers, 2022-23						2			
	All program completers, 2021-22									
	All program completers, 2020-21						1			

Single Assessment Institution-Level Pass Rate Data: *Alternative Teacher Preparation Program Within IHE*

	HEOA - Title II 2022 - 2023 Academic Year	
	Institution Name	University of Tennessee Martin
	Institution Code	1844
	State	Tennessee

April 5, 2024

Assessment Information ¹	Group	Number Taking Assessment	Number Passing Assessment	Institutional Pass Rate	Institutional Average Scaled Score	Assessment Cut Score ²	Statewide			
							Number Taking Assessment	Number Passing Assessment	Statewide Pass Rate	Statewide Average Scaled Score
EDTPA: EARLY CHILDHOOD (TPA0014) Test Company: E.S. Pearson* Score Range: 15-75	All enrolled students who have completed all nonclinical courses, 2022-23						1			
	Other enrolled students, 2022-23						1			
	All program completers, 2022-23						5			
	All program completers, 2021-22						3			
	All program completers, 2020-21						1			
EDTPA: ELEM ED LITERACY WITH MATHEMATICS TASK 4 (TPA0110) Test Company: E.S. Pearson* Score Range: 18-90	All enrolled students who have completed all nonclinical courses, 2022-23						1			
	Other enrolled students, 2022-23									
	All program completers, 2022-23						2			
	All program completers, 2021-22						2			
	All program completers, 2020-21						1			
EDTPA: ELEMENTARY LITERACY (TPA0001) Test Company: E.S. Pearson* Score Range: 15-75	All enrolled students who have completed all nonclinical courses, 2022-23						2			
	Other enrolled students, 2022-23						4			
	All program completers, 2022-23	2				40	32	29	91%	45
	All program completers, 2021-22	3				40	30	30	100%	46
	All program completers, 2020-21						25	24	96%	46
EDTPA: ELEMENTARY MATHEMATICS (TPA0002) Test Company: E.S. Pearson* Score Range: 15-75	All enrolled students who have completed all nonclinical courses, 2022-23						1			
	Other enrolled students, 2022-23						3			
	All program completers, 2022-23	1				40	7			
	All program completers, 2021-22						23	23	100%	44
	All program completers, 2020-21						6			

Single Assessment Institution-Level Pass Rate Data: *Alternative Teacher Preparation Program Within IHE*



**HEOA - Title II
2022 - 2023 Academic Year**

Institution Name	University of Tennessee Martin
Institution Code	1844
State	Tennessee

April 5, 2024

Assessment Information ¹	Group	Number Taking Assessment	Number Passing Assessment	Institutional Pass Rate	Institutional Average Scaled Score	Assessment Cut Score ²	Statewide			
							Number Taking Assessment	Number Passing Assessment	Statewide Pass Rate	Statewide Average Scaled Score
EDTPA: ENGLISH AS AN ADDITIONAL LANGUAGE (TPA0115) Test Company: E.S. Pearson* Score Range: 15-75	All enrolled students who have completed all nonclinical courses, 2022-23						2			
	Other enrolled students, 2022-23						1			
	All program completers, 2022-23						14	13	93%	47
	All program completers, 2021-22						21	21	100%	47
	All program completers, 2020-21						14	14	100%	48
EDTPA: HEALTH EDUCATION (TPA0119) Test Company: E.S. Pearson* Score Range: 15-75	All enrolled students who have completed all nonclinical courses, 2022-23									
	Other enrolled students, 2022-23						2			
	All program completers, 2022-23						2			
	All program completers, 2021-22						1			
	All program completers, 2020-21									
EDTPA: K-12 PERFORMING ARTS (TPA0021) Test Company: E.S. Pearson* Score Range: 15-75	All enrolled students who have completed all nonclinical courses, 2022-23									
	Other enrolled students, 2022-23						2			
	All program completers, 2022-23						6			
	All program completers, 2021-22						9			
	All program completers, 2020-21						3			
EDTPA: MIDDLE CHILDHOOD ENGLISH LANGUAGE ARTS (TPA0018) Test Company: E.S. Pearson* Score Range: 15-75	All enrolled students who have completed all nonclinical courses, 2022-23									
	Other enrolled students, 2022-23						1			
	All program completers, 2022-23						4			
	All program completers, 2021-22						2			
	All program completers, 2020-21						1			

Single Assessment Institution-Level Pass Rate Data: *Alternative Teacher Preparation Program Within IHE*




HEOA - Title II
2022 - 2023 Academic Year

April 5, 2024

Institution Name	University of Tennessee Martin
Institution Code	1844
State	Tennessee

Assessment Information ¹	Group	Number Taking Assessment	Number Passing Assessment	Institutional Pass Rate	Institutional Average Scaled Score	Assessment Cut Score ²	Statewide			
							Number Taking Assessment	Number Passing Assessment	Statewide Pass Rate	Statewide Average Scaled Score
EDTPA: MIDDLE CHILDHOOD HISTORY-SOCIAL STUDIES (TPA0019) Test Company: E.S. Pearson* Score Range: 15-75	All enrolled students who have completed all nonclinical courses, 2022-23									
	Other enrolled students, 2022-23						2			
	All program completers, 2022-23	1				40	2			
	All program completers, 2021-22						2			
	All program completers, 2020-21									
EDTPA: MIDDLE CHILDHOOD MATHEMATICS (TPA0016) Test Company: E.S. Pearson* Score Range: 15-75	All enrolled students who have completed all nonclinical courses, 2022-23									
	Other enrolled students, 2022-23						3			
	All program completers, 2022-23						20	20	100%	46
	All program completers, 2021-22						9			
	All program completers, 2020-21						3			
EDTPA: MIDDLE CHILDHOOD SCIENCE (TPA0017) Test Company: E.S. Pearson* Score Range: 15-75	All enrolled students who have completed all nonclinical courses, 2022-23						1			
	Other enrolled students, 2022-23									
	All program completers, 2022-23						3			
	All program completers, 2021-22						5			
	All program completers, 2020-21						3			
EDTPA: PHYSICAL EDUCATION (TPA0011) Test Company: E.S. Pearson* Score Range: 15-75	All enrolled students who have completed all nonclinical courses, 2022-23						2			
	Other enrolled students, 2022-23						2			
	All program completers, 2022-23						10	6	60%	40
	All program completers, 2021-22						5			
	All program completers, 2020-21						9			

Single Assessment Institution-Level Pass Rate Data: *Alternative Teacher Preparation Program Within IHE*

	HEOA - Title II 2022 - 2023 Academic Year	
	Institution Name	University of Tennessee Martin
	Institution Code	1844
	State	Tennessee

April 5, 2024

Assessment Information ¹	Group	Number Taking Assessment	Number Passing Assessment	Institutional Pass Rate	Institutional Average Scaled Score	Assessment Cut Score ²	Statewide			
							Number Taking Assessment	Number Passing Assessment	Statewide Pass Rate	Statewide Average Scaled Score
EDTPA: SECONDARY ENGLISH LANGUAGE ARTS (TPA0003) Test Company: E.S. Pearson* Score Range: 15-75	All enrolled students who have completed all nonclinical courses, 2022-23						2			
	Other enrolled students, 2022-23						2			
	All program completers, 2022-23						27	27	100%	49
	All program completers, 2021-22	1				40	33	33	100%	48
	All program completers, 2020-21						14	14	100%	48
EDTPA: SECONDARY HISTORY-SOCIAL STUDIES (TPA0004) Test Company: E.S. Pearson* Score Range: 15-75	All enrolled students who have completed all nonclinical courses, 2022-23						1			
	Other enrolled students, 2022-23									
	All program completers, 2022-23	2				40	17	17	100%	46
	All program completers, 2021-22	1				40	22	21	95%	44
	All program completers, 2020-21						11	11	100%	45
EDTPA: SECONDARY MATHEMATICS (TPA0005) Test Company: E.S. Pearson* Score Range: 15-75	All enrolled students who have completed all nonclinical courses, 2022-23	2				40	2			
	Other enrolled students, 2022-23						1			
	All program completers, 2022-23						18	13	72%	42
	All program completers, 2021-22	1				40	20	18	90%	43
	All program completers, 2020-21						13	13	100%	43
EDTPA: SECONDARY SCIENCE (TPA0006) Test Company: E.S. Pearson* Score Range: 15-75	All enrolled students who have completed all nonclinical courses, 2022-23						1			
	Other enrolled students, 2022-23						2			
	All program completers, 2022-23	1				40	21	18	86%	44
	All program completers, 2021-22						27	27	100%	46
	All program completers, 2020-21						27	27	100%	48

Single Assessment Institution-Level Pass Rate Data: *Alternative Teacher Preparation Program Within IHE*




HEOA - Title II
2022 - 2023 Academic Year

Institution Name	University of Tennessee Martin
Institution Code	1844
State	Tennessee

April 5, 2024

Assessment Information ¹	Group	Number Taking Assessment	Number Passing Assessment	Institutional Pass Rate	Institutional Average Scaled Score	Assessment Cut Score ²	Statewide			
							Number Taking Assessment	Number Passing Assessment	Statewide Pass Rate	Statewide Average Scaled Score
EDTPA: SPECIAL EDUCATION (TPA0012) Test Company: E.S. Pearson* Score Range: 15-75	All enrolled students who have completed all nonclinical courses, 2022-23						7			
	Other enrolled students, 2022-23						15	13	87%	44
	All program completers, 2022-23	4				40	62	58	94%	45
	All program completers, 2021-22	1				40	65	64	98%	45
	All program completers, 2020-21						29	28	97%	45
EDTPA: VISUAL ARTS (TPA0015) Test Company: E.S. Pearson* Score Range: 15-75	All enrolled students who have completed all nonclinical courses, 2022-23									
	Other enrolled students, 2022-23									
	All program completers, 2022-23						9			
	All program completers, 2021-22						8			
	All program completers, 2020-21						4			
EDTPA: WORLD LANGUAGES (TPA0020) Test Company: E.S. Pearson* Score Range: 13-65	All enrolled students who have completed all nonclinical courses, 2022-23									
	Other enrolled students, 2022-23						3			
	All program completers, 2022-23						17	11	65%	37
	All program completers, 2021-22						8			
	All program completers, 2020-21						10	10	100%	38
MATHEMATICS (MIDDLE GRADES AND EARLY SECONDARY) (ESP0105) Test Company: E.S. Pearson* Score Range: 100-300	All enrolled students who have completed all nonclinical courses, 2022-23						2			
	Other enrolled students, 2022-23						9			
	All program completers, 2022-23						2			
	All program completers, 2021-22						1			
	All program completers, 2020-21						1			

Single Assessment Institution-Level Pass Rate Data: *Alternative Teacher Preparation Program Within IHE*

	HEOA - Title II 2022 - 2023 Academic Year	
	Institution Name	University of Tennessee Martin
	Institution Code	1844
	State	Tennessee

April 5, 2024

Assessment Information ¹	Group	Number Taking Assessment	Number Passing Assessment	Institutional Pass Rate	Institutional Average Scaled Score	Assessment Cut Score ²	Statewide			
							Number Taking Assessment	Number Passing Assessment	Statewide Pass Rate	Statewide Average Scaled Score
MATHEMATICS (ESP0304) Test Company: E.S. Pearson* Score Range: 100-300	All enrolled students who have completed all nonclinical courses, 2022-23									
	Other enrolled students, 2022-23	1				220	4			
	All program completers, 2022-23	1				220	9			
	All program completers, 2021-22						3			
	All program completers, 2020-21	1				220	11	11	100%	240

Note: In cases where there are less than ten students taking the assessment or license/certificate, the number passing and pass rate are not reported.
¹Tests with multiple delivery options (computer, paper, etc.) will be noted with the assessment code for one format only.
²Cut scores may vary for groups depending upon when the cut scores are established by the state and when each group completed their teacher certification or licensure assessment.
 *Questions regarding tests listed by this testing company must be addressed to your state Title II Coordinator.